

# INSTRUCTIONS MANUAL

## MaleEdge Basic, MaleEdge Extra and MaleEdge Pro


01



### GET STARTED

The MaleEdge is delivered assembled.

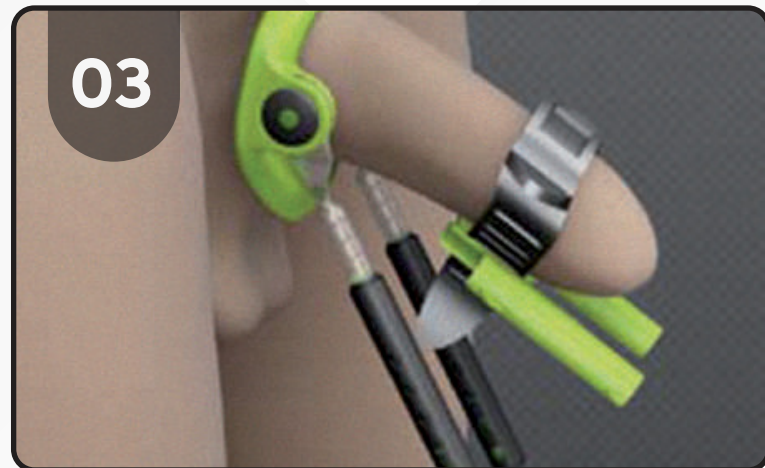
02



### TWO WAY FRONT PIECE

If your penis is over five inches/ 12.5 cm when flaccid and stretched out, you should turn the front piece/rubber strap around like this. If you are below five inches in length the front piece can remain in the original position.


03



### BASE RING

Separate the front piece from the rods. Place the ring around the base of your penis, and leave it there.

04



### FITTING THE COMFORT STRAP

Place and tighten the strap behind the glans. If you are uncircumcised the strap can be worn on top of the foreskin, or under whichever is more comfortable.


05



### ADJUST LENGTH OF THE ROD

Rotate the rods clockwise for a quarter turn, and pull the rods outward to the desired length.


06



### FIXING LENGTH OF RODS

When you are happy about the length of the rods, turn them back counter clockwise, listening for a "double click".

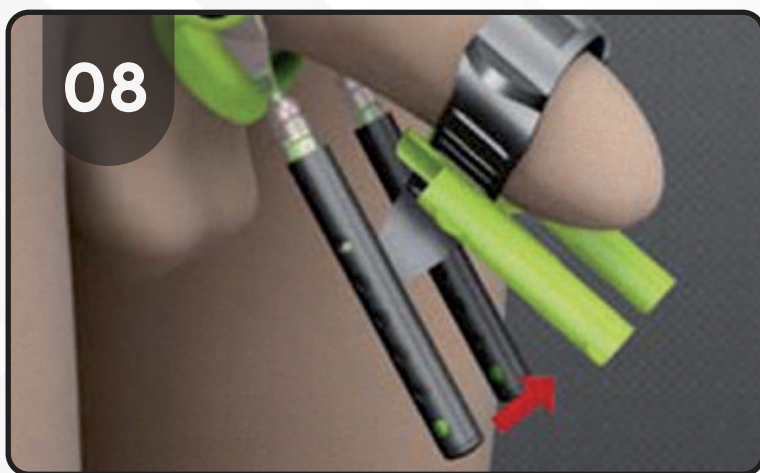
07



### DON'T OVEREXTEND RODS

Please make sure that the side rods are only pulled out as far as the last set of holes. If the rods slip out and disconnect, you should simply press the double split together and push them back on like this.


08



### CLICK ON FRONT RODS

When the rods are in the right position for you, push them gently back towards your body. You now need to secure the front piece firmly onto the elongation rods, by pushing them together. Again, wait to hear the click, which will tell you the front piece is fitted correctly.

09



### READ THE TRACTION

Read the amount of traction by lining up the inside split with the indicators on the transparent cylinder, which is found just above the base ring.

10



### INCREASE TRACTION

Read the amount of traction by lining up the inside split with the indicators on the transparent cylinder, which is found just above the base ring.

11

### SLOW START UP SCHEDULE

Week	Traction	Hours/Day
01	8-1200g / 28-42oz	1
02	8-1200g / 28-42oz	2
03	1200g / 42oz	3
04	1200g / 42oz	4
05	1200g-2000g / 42-71oz	5
06	1200g-2000g / 42-71oz	6

12

### WEARING AND MAINTAINING THE MALE EDGE

MaleEdge is flexible in its design. The device can manoeuvre up or down, choosing the most comfortable position for you. If you want to wear Male Edge during the day, it can be worn under loose fitting boxer shorts and trousers. It can also be worn at night, but this will depend upon your sleeping habits, as some men move around during sleep, while others lie still.

MaleEdge is high quality but low maintenance. Both the MaleEdge and the comfort strap can be easily and safely washed in the dishwasher, just make sure you keep the front piece and elongation rods separated during cleaning.